

COMPUTERIZED EMBROIDERY MACHINES

THINK BEYOND

CONTENTS

01

EM SERIES

10-NEEDLE HOME EMBROIDERY MACHINE
WITH HIGH DEFINITION TRUE COLOR 7" LCD TOUCH SCREEN

06

TC-8S SERIES

SINGLE-HEAD EMBROIDERY MACHINES
WITH HIGH DEFINITION TRUE COLOR 8" LCD TOUCH SCREEN

12

TC-7S SERIES

SINGLE-HEAD EMBROIDERY MACHINES
WITH HIGH DEFINITION TRUE COLOR 7" LCD TOUCH SCREEN

18

SWD SERIES

SINGLE-HEAD EMBROIDERY MACHINES | LARGE EMBROIDERY SOLUTIONS
WITH HIGH DEFINITION TRUE COLOR 8" LCD TOUCH SCREEN

24

MT SERIES

SINGLE + MULTI-HEAD EMBROIDERY MACHINES
WITH HIGH DEFINITION TRUE COLOR 7" LCD TOUCH SCREEN

32

CHT2 SERIES

TUBULAR MULTI-HEAD EMBROIDERY MACHINES
WITH HIGH DEFINITION TRUE COLOR 10.4" LCD TOUCH SCREEN

38

CHT SERIES

TUBULAR MULTI-HEAD EMBROIDERY MACHINES
WITH HIGH DEFINITION TRUE COLOR 10.4" LCD TOUCH SCREEN

44

F SERIES

FLATBED EMBROIDERY MACHINES [FBA | FHT | FHS | FHP]
WITH HIGH DEFINITION TRUE COLOR 10" LCD TOUCH SCREEN

52

MFC SERIES

EMBROIDERY + CHENILLE COMBO MACHINES
WITH HIGH DEFINITION TRUE COLOR 10" LCD TOUCH SCREEN



EM SERIES

10-NEEDLE HOME EMBROIDERY MACHINE

WITH HIGH DEFINITION TRUE COLOR 7" LCD TOUCH SCREEN

EM SERIES

Technical specifications

The EM-1010 is perfect for home embroidery on caps, flats, finished garments and more!

Models:	EM-1010
Needles:	10
Heads:	1
Net weight:	45 kilograms [99 lbs]
Gross weight:	74 kilograms [165 lbs]
EMB. area:	310mm x 210mm [12" x 8"]
Size:	L: 711mm W: 660mm H: 1575mm L: 28" W: 26" H: 62"



Main features

- Suitable for embroidery on flats, caps, finished garments and more
- Perfect for beginners and advanced hobbyists
- High definition true color 7-inch LCD touch screen
- Maximum embroidery area: 310 mm x 210 mm, or 12"x 8"
- Lightweight – only 45 kgs (99 lbs) for easy maneuverability
- Heavy duty steel stand with wheels to ensure stability and mobility
- Maximum speed: 1,000 stitches per minute
- Memory capacity: 20 million stitches or 200 designs
- Machine reads multiple design formats, such as DST, DSB and more
- 220° wide angle cap system
- Environmentally friendly packaging
- USB input or direct transmission from PC via LAN port or wireless
- Networkable and Wi-Fi capable
- Servo motor
- Built-in universal power supply 110V/60Hz and 200V/50Hz (self-adaptable worldwide)
- Emergency stop button
- Automatic thread trimmer
- Thread break detection
- Easily apply appliqué
- Recessed USB port to protect USB flash drive
- Optional laser tracing device available
- Multiple hoop sizes for a variety of embroidery needs
- Automatic memory retention

Perfect for hobbyists!

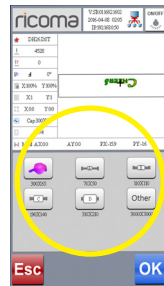
Suited for all embroidery types

Perfect for beginners and advanced hobbyists!

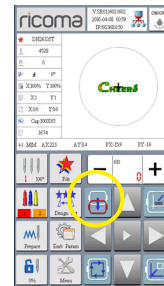
HIGH DEF TRUE COLOR 7" LCD

Technical specifications

The intuitive High Definition True Color 7" LCD Touch Screen displays a clean interface with easy one-step commands for simple operation and a pleasant user experience.



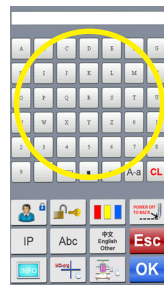
Preset hoops



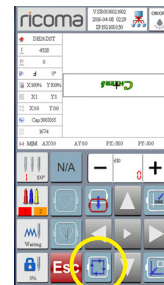
One-step
appliqué



Easy color
selection



On-board
lettering



One-step
tracing



Easy design
selection

Easy-to-use touch screen makes embroidering a breeze!

- User-friendly interface
- Easy to operate, ergonomic design
- Preset hoop parameters designed to avoid hitting hoops
- Multi-angle, rotatable and adjustable control panel bracket allows for better visibility
- Pre-sew design trace capable
- Frame offset and frame outlining available for easy appliqué embroidery
- Built-in button from 172° to 196° under manual color change mode, a great help for machine maintenance
- One-step tracing key directly on the main screen
- External 100° button and trimming button
- Multiple languages: English, Chinese, Spanish, Portuguese, Turkish, Dutch, French, German, Russian, Vietnamese, Thai, Arabic and more
- Automatic color change

User-friendly interface

Ergonomic design

HOOPS AND CAP ATTACHMENTS INCLUDED

4 different sized hoops + cap attachments

Each EM-1010 machine includes 4 hoops of different sizes, a cap driver, a cap ring and a hoop station to fulfill all embroidery needs.

Cap rings	[x2] Cap rings snap into hoop station to prepare machine for cap embroidery
Hoop station	[x1] Hoop station provides stability for fast and easy cap hooping
Cap driver	[x1] Cap driver snaps into embroidery machine's bracket holder for hoops

	[x1]	70mm x 50mm [7cm x 5cm, 2.8" x 2"]
	[x1]	110mm x 110mm [11cm x 11cm, 4.3" x 4.3"]
	[x1]	190mm x 140mm [19cm x 14cm, 7.5" x 5.5"]
	[x1]	310mm x 210mm [31cm x 21cm, 12.2" x 8.2"]



Hoop station



Cap driver



ADDITIONAL FEATURES


Broaden your possibilities and creativity!

Designed for embroidery beginners, veterans, hobbyists, crafters and home-based entrepreneurs; EM-1010 has all the features to meet your embroidery needs.



Lightweight and portable

The EM-1010 is completely portable and lightweight. At just 99 lbs and 22.5" x 22.5" you can take your EM-1010 everywhere.



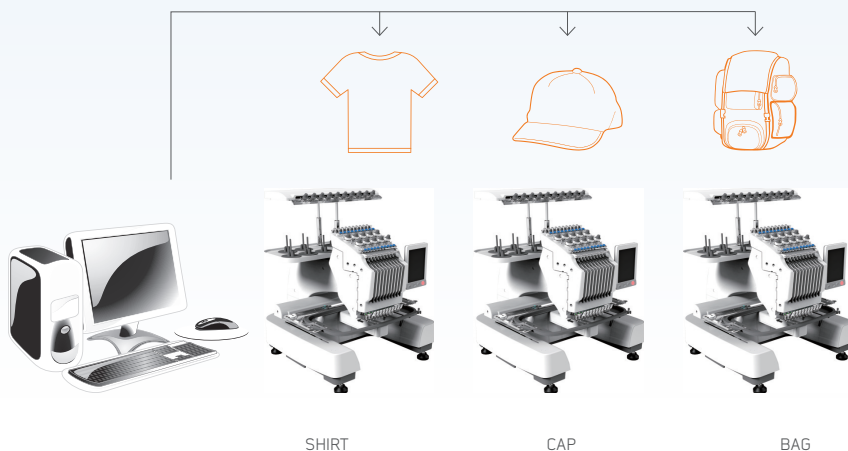
LED lighting

Equipped with full spectrum LED lighting with low energy consumption, allowing you to work in low light settings.



Cap attachment included!

The sky is the limit with the EM-1010! Unlike other hobbyist machines, the EM-1010 comes equipped with a cap attachment.



Flexible production system

Using advanced network technology, users can link together as many Ricoma EM-1010's as desired to create an extremely flexible production system. Embroider the same design on all of your machines at the same time or embroider different designs on individual machines simultaneously.

Express your creativity with the most affordable and easy-to-use embroidery machine!





TC-8S SERIES

SINGLE-HEAD EMBROIDERY MACHINES



WITH HIGH DEFINITION TRUE COLOR 8" LCD TOUCH SCREEN

TC-8S SERIES

Technical specifications

The TC-8S Series is perfect for embroidery on caps, bags, denim, finished garments and plenty more!

Models:	RCM-1501TC-8S / RCM-1201TC-8S
Needles:	15 / 12
Heads:	1
Net weight:	90 kilograms [200 lbs]
Gross weight:	160 kilograms [350 lbs]
EMB. area:	560mm x 360mm [22" x 14"]
Size:	L: 740mm W: 860mm H: 1,575mm L: 29" W: 34" H: 62"



Main features

- Suitable for embroidery on flats, caps, finished garments and more
- Perfect for startups or home businesses
- High definition true color 8-inch LCD touch screen
- Maximum embroidery area: 560 mm x 360 mm, or 22" x 14"
- Lightweight – only 90 kgs (200 lbs) for easy maneuverability
- Gross weight: 160 kgs (350 lbs)
- Heavy duty steel stand with wheels to ensure stability and mobility
- Maximum speed: 1,200 stitches per minute
- Memory capacity: 20 million stitches or 200 designs
- Machine reads multiple design formats, such as DST, DSB and more
- USB input or direct transmission from PC via LAN port or wireless
- 270° wide angle cap system
- Environmentally friendly packaging
- Networkable and Wi-Fi capable
- Servo motor 150 W – lowest power consumption in the industry!
- Built-in universal power supply 110V/60Hz and 200V/50Hz (self-adaptable worldwide)
- DC36V micro-step motor for X & Y axis driving to ensure low noise and less vibration
- Emergency stop button
- Automatic thread trimmer
- Thread break detection
- Easily apply appliqué, sequin, boring or cording
- Recessed USB port to protect USB flash drive
- Optional laser tracing device available
- Multiple hoop sizes for a variety of embroidery needs
- Automatic memory retention

Brand-new technology!
Perfect for startups and small
businesses!


Suited for all embroidery types

High speed with high efficiency

HIGH DEF TRUE COLOR 8" LCD TOUCH SCREEN

Technical specifications

The intuitive High Definition True Color 8" LCD Touch Screen displays a clean interface with easy one-step commands for simple operation and a pleasant user experience.




Preset hoops



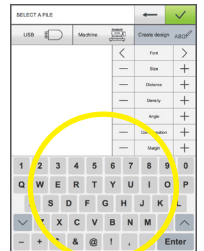
One-step appliqué



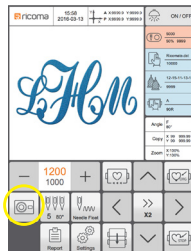
3-D design view



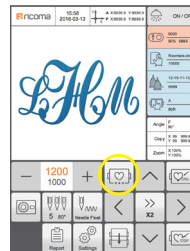
Easy color selection



On-board lettering



Optional camera



One-step tracing



Easy design selection



File folder management

Newly re-designed touch screen makes embroidering easier than ever!

- User-friendly interface
- New ergonomic touch screen allows for easy and comfortable operation with right-hand thumb
- Preset hoop parameters designed to avoid hitting hoops
- Multi-angle, rotatable and adjustable control panel bracket allows for better visibility
- Pre-sew design trace capable
- Automatic color change
- Optional camera positioning device
- Built-in factory mode, standardizing outgoing quality control process
- Built-in file folder management
- Screenshot function
- 3D design view for better visibility
- Built-in button from 172° to 196° under manual color change mode, a great help for machine maintenance
- Frame offset and frame outlining available for easy appliqué embroidery
- Machine parameters can be exported and imported for easy maintenance
- One-step tracing key directly on the main screen
- External 100° button and trimming button
- Multiple languages: English, Chinese, Spanish, Portuguese, Turkish, Dutch, French, German, Russian, Vietnamese, Thai, Arabic and more
- Laser pointer is activated when tracing design
- New mode for needle path calculation, optimizing embroidery quality

User-friendly interface







Ergonomic design

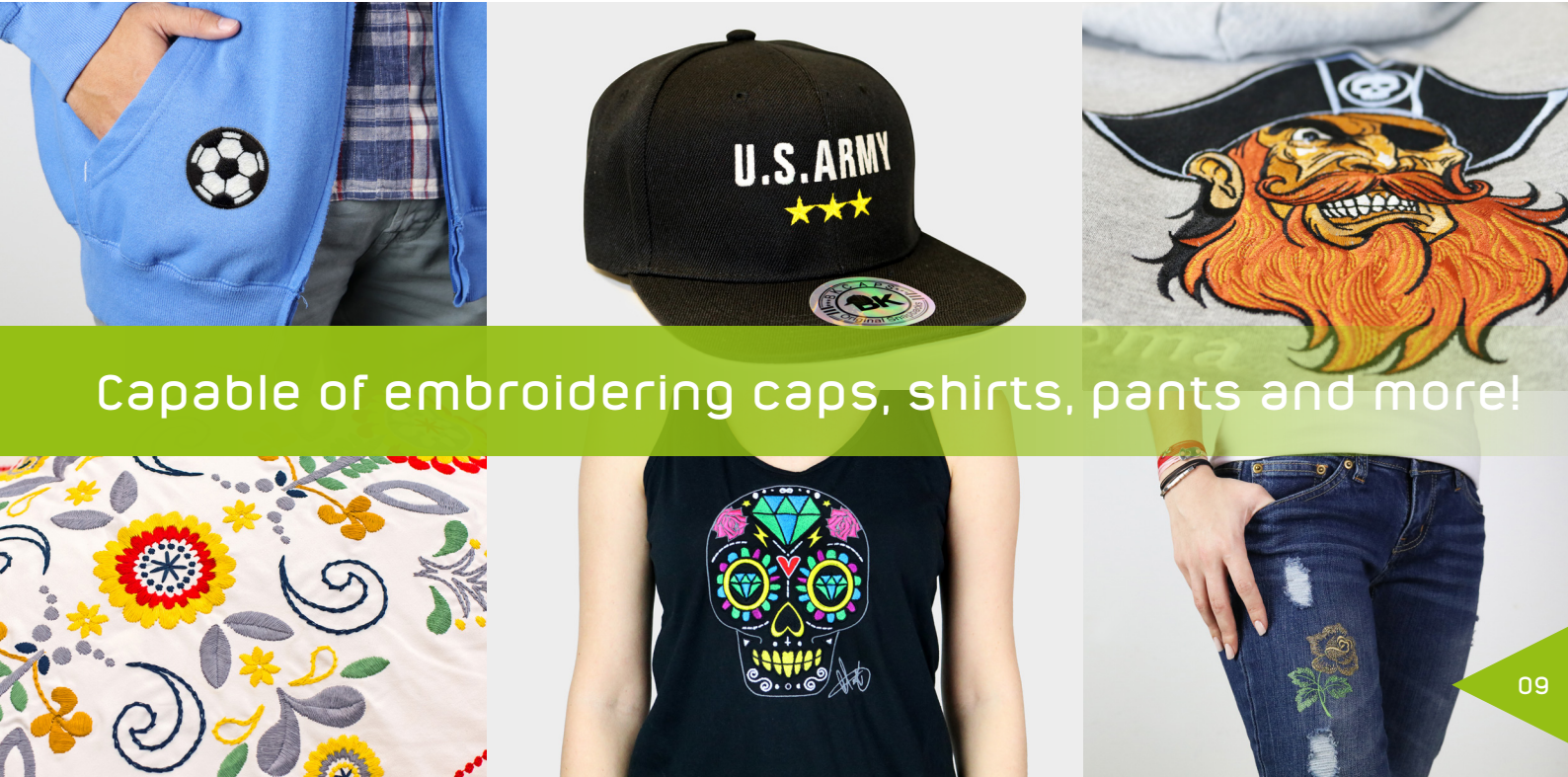
HOOPS AND CAP ATTACHMENTS INCLUDED

11 hoops of different sizes + cap attachments

Each TC-8S comes equipped with 11 hoops of different sizes, a cap driver, 2 cap rings and a hoop station to fill all embroidery needs.

Cap rings	[x2] Cap rings snap into hoop station to prepare machine for cap embroidery
Hoop station	[x1] Hoop station provides stability for fast and easy cap hooping
Cap driver	[x1] Cap driver snaps into embroidery machine's bracket holder for hoops

	[x2]	90 mm round [9 cm, 3.5"]
	[x2]	120 mm round [12 cm, 4.7"]
	[x2]	150 mm round [15 cm, 5.9"]
	[x2]	200 mm round [20 cm, 9"]
	[x2]	290 mm square [29 cm, 12"]
	[x1]	540 x 350 mm oval [54 x 35 cm, 21 x 14"]



Capable of embroidering caps, shirts, pants and more!

OPTIONAL EXTENDED EMBROIDERY AREA

Extended Table EW-4814 and Extended Table EW-2214

The extended table is the perfect aide for embroidery on oversized items such as drapery, blankets, banners, mattress borders, wedding dresses, quilt covers and much more.

EW-4814 Extra large embroidery area 120 x 35 cm [48" x 14"] and Sash Frame

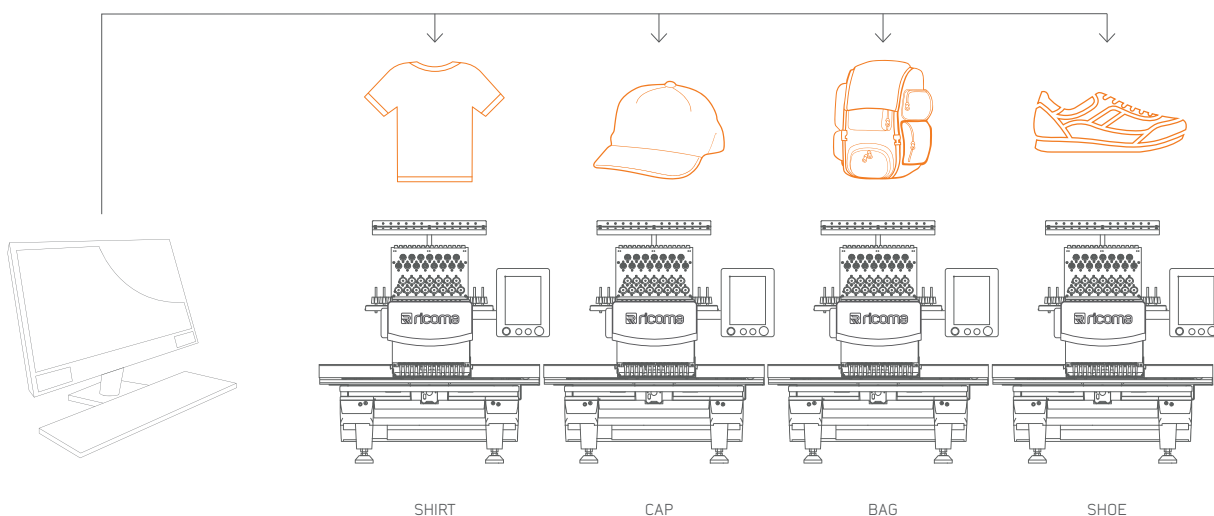
EW-2214 Extended tabletop 56 x 35 cm [22" x 14"] and Sash Frame

NETWORK CAPABILITY READY

Flexible production system

Using advanced network technology, users can link together as many Ricoma TC-8S Series as desired to create an extremely flexible production system. Embroider the same design on all of your machines at the same time or embroider different designs on individual machines simultaneously.

Extended Table EW-4814



OPTIONAL ADD-ONS

Broaden your possibilities with these affordable and easy-to-use add-ons!

These attachments make hooping and adding embroidery effects a breeze. Embellish your designs with sequins, boring or cording; or use specialty hoops for all embroidery needs.




Sequin device

Attach the optional sequin device to your embroidery machine for a pop of sparkle to your embroidery and a quick and easy fill.



Boring device

This device punctures holes into embroidered designs and encloses the raw edges with stitches to create a beautiful effect within minutes.



Cording device

Easily create an embroidery effect with the cording device, which lays cord on fabric and attaches the cord with transparent zigzag stitches.



8-in-1 device

Designed for non-hoopable, difficult items such as shirt pockets, socks, backs of caps, shirt sleeves, collar tips and more.




Robot frame

Embroider on difficult-to-embroider and unusually shaped items such as bags, pockets, shoes and purses with the robot frame.



Belt hoop

With an 8-inch x 4-inch embroidery area, the belt hoop allows ample room for embroidery on belts and straps.



Mighty hoop

With a wide variety of hoop sizes to choose from, these magnetic hoops make hooping all types of differently sized garments a breeze.



Camera positioning device

Aids in correcting position and direction of designs in the case of improperly hooped items to ensure a precise embroidery outcome.



Laser device

With this easy-to-install tracing tool, there's no more hitting hoops – just simply watch the laser pointer trace the design in seconds.



TC-7S SERIES

SINGLE-HEAD EMBROIDERY MACHINES

WITH HIGH DEFINITION TRUE COLOR 7" LCD TOUCH SCREEN

TC-7S SERIES

Technical specifications

The TC-7S Series is perfect for embroidery on caps, bags, denim, finished garments and plenty more!

Models:	RCM-1501TC-7S / RCM-1201TC-7S
Needles:	15 / 12
Heads:	1
Net weight:	90 kilograms [200 lbs]
Gross weight:	160 kilograms [350 lbs]
EMB. area:	560mm x 360mm [22" x 14"]
Size:	L: 740mm W: 860mm H: 1,575mm L: 29" W: 34" H: 62"



Main features

- Suitable for embroidery on flats, caps, finished garments and more
- Perfect for startups or home businesses
- High definition true color 7-inch LCD touch screen
- Maximum embroidery area: 560 mm x 360 mm, or 22"x 14"
- Lightweight – only 90 kgs (200 lbs) for easy maneuverability
- Heavy duty steel stand with wheels to ensure stability and mobility
- Maximum speed: 1,200 stitches per minute
- Memory capacity: 20 million stitches or 200 designs
- Machine reads multiple design formats, such as DST, DSB and more
- 270° wide angle cap system
- USB input or direct transmission from PC via LAN port or wireless
- Environmentally friendly packaging
- Networkable and Wi-Fi capable
- Servo motor 150 W – lowest power consumption in the industry!
- Built-in universal power supply 110V/60Hz and 200V/50Hz (self-adaptable worldwide)
- DC36V micro-step motor for X & Y axis driving to ensure low noise and less vibration
- Emergency stop button
- Automatic thread trimmer
- Thread break detection
- Easily apply appliqué, sequin, boring or cording
- Recessed USB port to protect USB flash drive
- Optional laser tracing device available
- Multiple hoop sizes for a variety of embroidery needs
- Automatic memory retention

Favorited among startups


Suited for all embroidery types

High speed with high efficiency

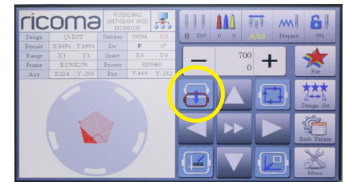
HIGH DEF TRUE COLOR 7" LCD TOUCH SCREEN

Technical specifications

The intuitive High Definition True Color 7" LCD Touch Screen displays a clean interface with easy one-step commands for simple operation and a pleasant user experience.



Preset hoops



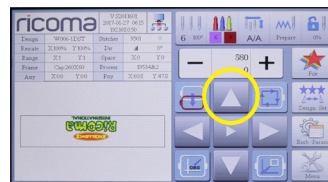
One-step appliqué



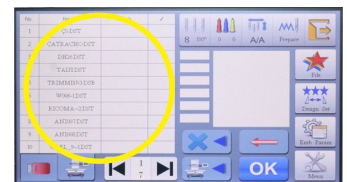
Easy color selection



On-board lettering



One-step tracing



Easy design selection

User-friendly interface enables higher production efficiency

- User-friendly interface
- Easy to operate
- New ergonomic touch screen allows easy and comfortable operation by right-hand thumb
- Preset hoop parameters designed to avoid hitting hoops
- Multi-angle, rotatable and adjustable control panel bracket allows for better visibility
- Pre-sew design trace capable
- Automatic color change
- Built-in button from 172° to 196° under manual color change mode, a great help for machine maintenance
- Frame offset and frame outlining available for easy appliqué embroidery
- One-step tracing key directly on the main screen
- External 100° button and trimming button
- Multiple languages: English, Chinese, Spanish, Portuguese, Turkish, Dutch, French, German, Russian, Vietnamese, Thai, Arabic and more

User-friendly interface







Ergonomic design

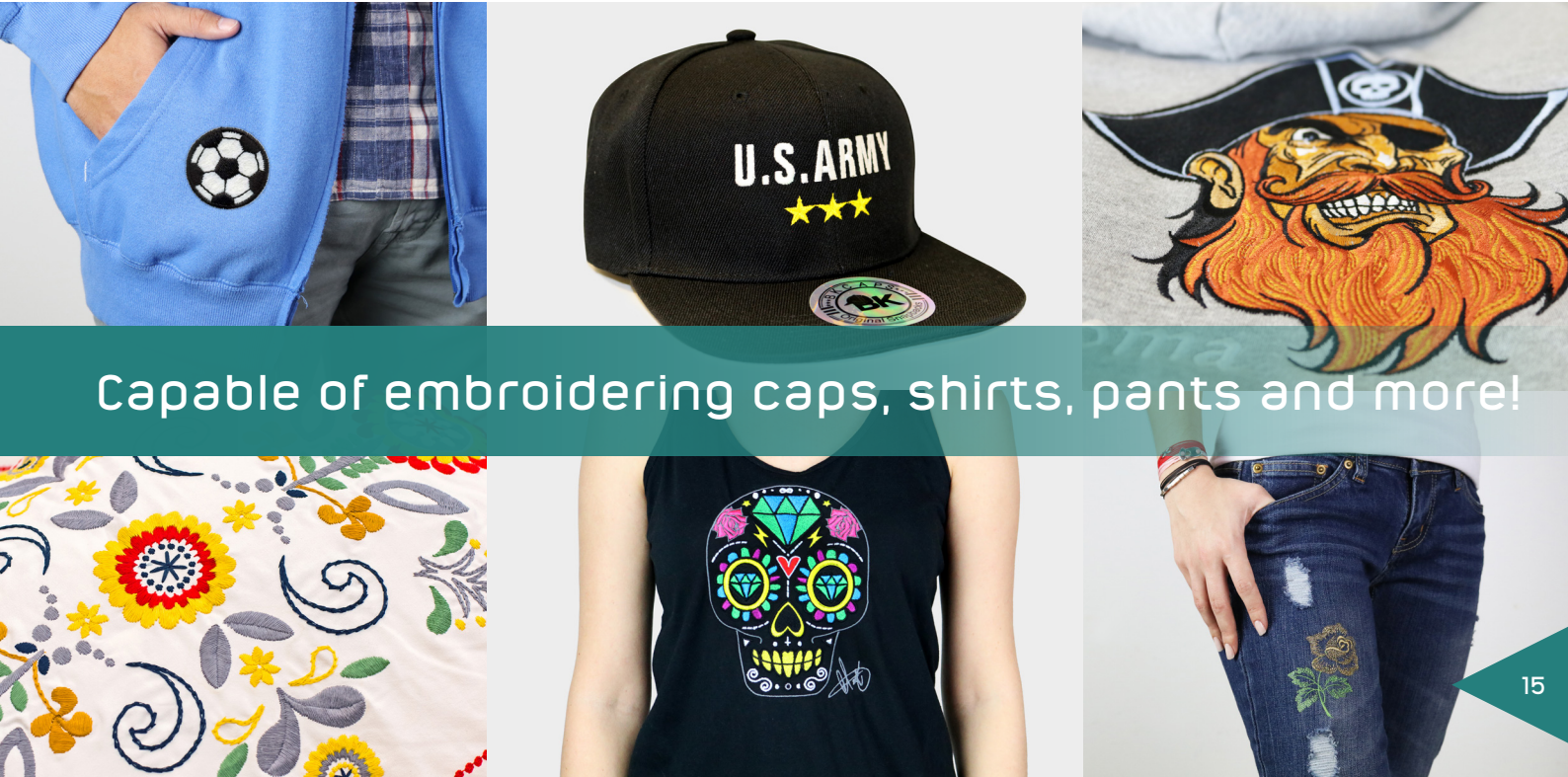
HOOPS AND CAP ATTACHMENTS INCLUDED

11 hoops of different sizes + cap attachments

Each TC-7S comes equipped with 11 hoops of different sizes, a cap driver, 2 cap rings and a hoop station to fill all embroidery needs.

Cap rings	[x2] Cap rings snap into hoop station to prepare machine for cap embroidery
Hoop station	[x1] Hoop station provides stability for fast and easy cap hooping
Cap driver	[x1] Cap driver snaps into embroidery machine's bracket holder for hoops

	[x2]	90 mm round [9 cm, 3.5"]
	[x2]	120 mm round [12 cm, 4.7"]
	[x2]	150 mm round [15 cm, 5.9"]
	[x2]	200 mm round [20 cm, 9"]
	[x2]	290 mm square [29 cm, 12"]
	[x1]	540 x 350 mm oval [54 x 35 cm, 21 x 14"]



Capable of embroidering caps, shirts, pants and more!

OPTIONAL EXTENDED EMBROIDERY AREA

Extended Table EW-4814 and Extended Table EW-2214

The extended table is the perfect aide for embroidery on oversized items such as drapery, blankets, banners, mattress borders, wedding dresses, quilt covers and much more.

EW-4814 Extra large embroidery area 120 x 35 cm [48" x 14"] and Sash Frame

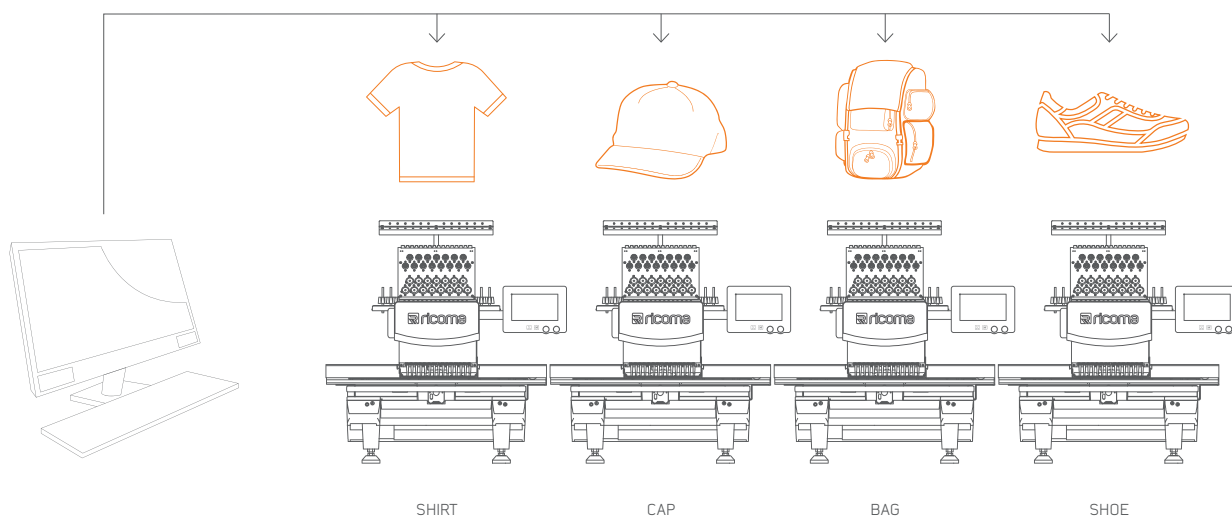
EW-2214 Extended tabletop 56 x 35 cm [22" x 14"] and Sash Frame

NETWORK CAPABILITY READY

Flexible production system

Using advanced network technology, users can link together as many Ricoma TC-7S Series as desired to create an extremely flexible production system. Embroider the same design on all of your machines at the same time or embroider different designs on individual machines simultaneously.

Extended Table EW-4814



OPTIONAL ADD-ONS

Broaden your possibilities with these affordable and easy-to-use add-ons!

These attachments make hooping and adding embroidery effects a breeze. Embellish your designs with sequins, boring or cording; or use specialty hoops for all embroidery needs.




Sequin device

Attach the optional sequin device to your embroidery machine for a pop of sparkle to your embroidery and a quick and easy fill.



Boring device

This device punctures holes into embroidered designs and encloses the raw edges with stitches to create a beautiful effect within minutes.



Cording device

Easily create an embroidery effect with the cording device, which lays cord on fabric and attaches the cord with transparent zigzag stitches.



8-in-1 device

Designed for non-hoopable, difficult items such as shirt pockets, socks, backs of caps, shirt sleeves, collar tips and more.




Robot frame

Embroider on difficult-to-embroider and unusually shaped items such as bags, pockets, shoes and purses with the robot frame.



Belt hoop

With an 8-inch x 4-inch embroidery area, the belt hoop allows ample room for embroidery on belts and straps.



Mighty hoop

With a wide variety of hoop sizes to choose from, these magnetic hoops make hooping all types of differently sized garments a breeze.



Camera positioning device

Aids in correcting position and direction of designs in the case of improperly hooped items to ensure a precise embroidery outcome.



Laser device

With this easy-to-install tracing tool, there's no more hitting hoops – just simply watch the laser pointer trace the design in seconds.

SWD SERIES

SINGLE-HEAD EMBROIDERY MACHINES
LARGE EMBROIDERY SOLUTIONS

WITH HIGH DEFINITION TRUE COLOR 8" LCD TOUCH SCREEN



SWD SERIES

Technical specifications

The SWD Series is a large embroidery solution perfect for embroidery on caps, bags, denim, finished garments and plenty more!

Models:	SWD-1501-8S / SWD-1201-8S
Needles:	15 / 12
Heads:	1
Net weight:	185 kilograms [408 lbs]
Gross weight:	230 kilograms [507 lbs]
EMB. area:	800mm x 500mm [32" x 20"]
Size:	L: 1,035mm W: 920mm H: 1,600mm L: 40" W: 36" H: 63"



Main features

- Suitable for embroidery on flats, caps, finished garments and more!
- Perfect for embroidery on large items
- High definition true color 8-inch LCD touch screen
- Maximum embroidery area: 800 mm x 500 mm, or 32"x 20"
- Net weight: 185 kgs (408 lbs)
- Gross weight: 230 kgs (507 lbs)
- Heavy duty steel stand with wheels to ensure stability and mobility
- Maximum speed: 1,000 stitches per minute
- Memory capacity: 20 million stitches or 200 designs
- Machine reads multiple design formats, such as DST, DSB and more
- 270° wide angle cap system
- Environmentally friendly packaging
- Built-in levers for easy machine installment
- USB input or direct transmission from PC via LAN port or wireless
- Networkable and Wi-Fi capable
- Servo motor 150 W – lowest power consumption in the industry!
- Built-in universal power supply 110V/60Hz and 200V/50Hz (self-adaptable worldwide)
- DC36V micro-step motor for X & Y axis driving to ensure low noise and less vibration
- Emergency stop button
- Automatic thread trimmer
- Thread break detection
- Easily apply appliqué, sequin, boring or cording
- Two recessed USB ports to protect USB flash drive
- Optional laser tracing device available
- Multiple hoop sizes for a variety of embroidery needs
- Automatic memory retention

Extra-wide embroidery area
supports larger projects!


Suited for all embroidery types

Brand-new technology

HIGH DEF TRUE COLOR 8" LCD TOUCH SCREEN

Technical specifications

The intuitive High Definition True Color 8" LCD Touch Screen displays a clean interface with easy one-step commands for simple operation and a pleasant user experience.




Preset hoops



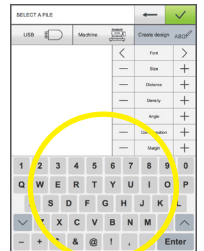
One-step appliqué



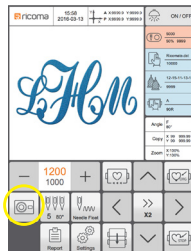
3-D design view



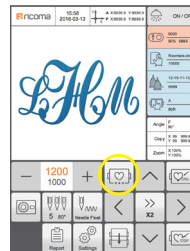
Easy color selection



On-board lettering



Optional camera



One-step tracing



Easy design selection



File folder management

Newly re-designed touch screen makes embroidering easier than ever!

- User-friendly interface
- New ergonomic touch screen allows for easy and comfortable operation with right-hand thumb
- Preset hoop parameters designed to avoid hitting hoops
- Multi-angle, rotatable and adjustable control panel bracket allows for better visibility
- Pre-sew design trace capable
- Automatic color change
- Optional camera positioning device
- Built-in factory mode, standardizing outgoing quality control process
- Built-in file folder management
- Screenshot function
- 3D design view for better visibility
- Built-in button from 172° to 196° under manual color change mode, a great help for machine maintenance
- Frame offset and frame outlining available for easy appliqué embroidery
- Machine parameters can be exported and imported for easy maintenance
- One-step tracing key directly on the main screen
- External 100° button and trimming button
- Multiple languages: English, Chinese, Spanish, Portuguese, Turkish, Dutch, French, German, Russian, Vietnamese, Thai, Arabic and more
- Laser pointer is activated when tracing design
- New mode for needle path calculation, optimizing embroidery quality

User-friendly interface







Ergonomic design

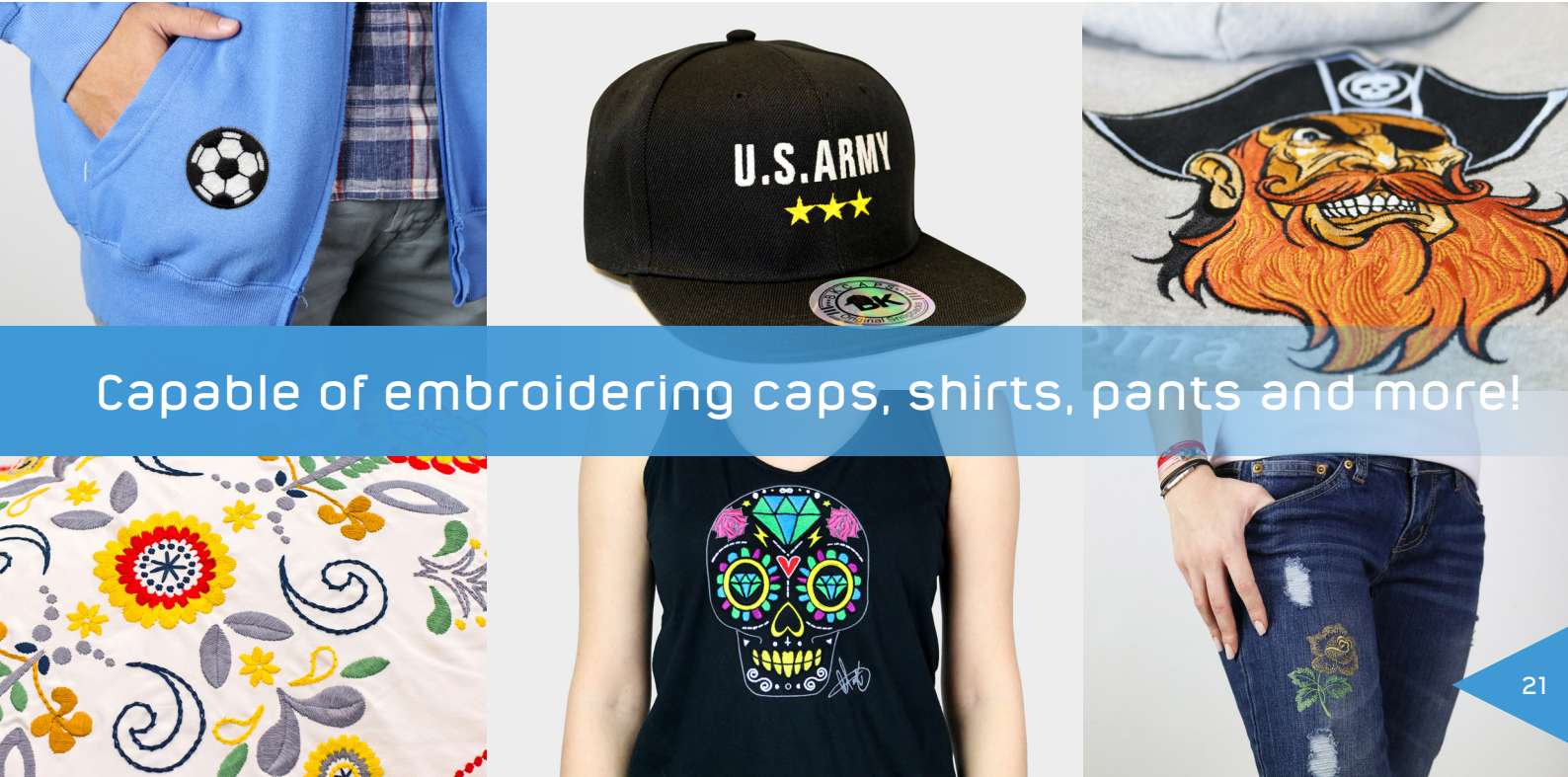
HOOPS AND CAP ATTACHMENTS INCLUDED

11 hoops of different sizes + cap attachments

Each SWD comes equipped with 11 hoops of different sizes, a cap driver, 2 cap rings and a hoop station to fill all embroidery needs.

Cap rings	[x2] Cap rings snap into hoop station to prepare machine for cap embroidery
Hoop station	[x1] Hoop station provides stability for fast and easy cap hooping
Cap driver	[x1] Cap driver snaps into embroidery machine's bracket holder for hoops

	[x2]	90 mm round [9 cm, 3.5"]
	[x2]	120 mm round [12 cm, 4.7"]
	[x2]	150 mm round [15 cm, 5.9"]
	[x2]	200 mm round [20 cm, 9"]
	[x2]	290 mm square [29 cm, 12"]
	[x1]	540 x 350 mm oval [54 x 35 cm, 21 x 14"]



Capable of embroidering caps, shirts, pants and more!

OPTIONAL EXTENDED EMBROIDERY AREA

Extended Table EW-4820

The extended table is the perfect aide for embroidery on oversized items such as drapery, blankets, banners, mattress borders, wedding dresses, quilt covers and much more.

Device dimensions:

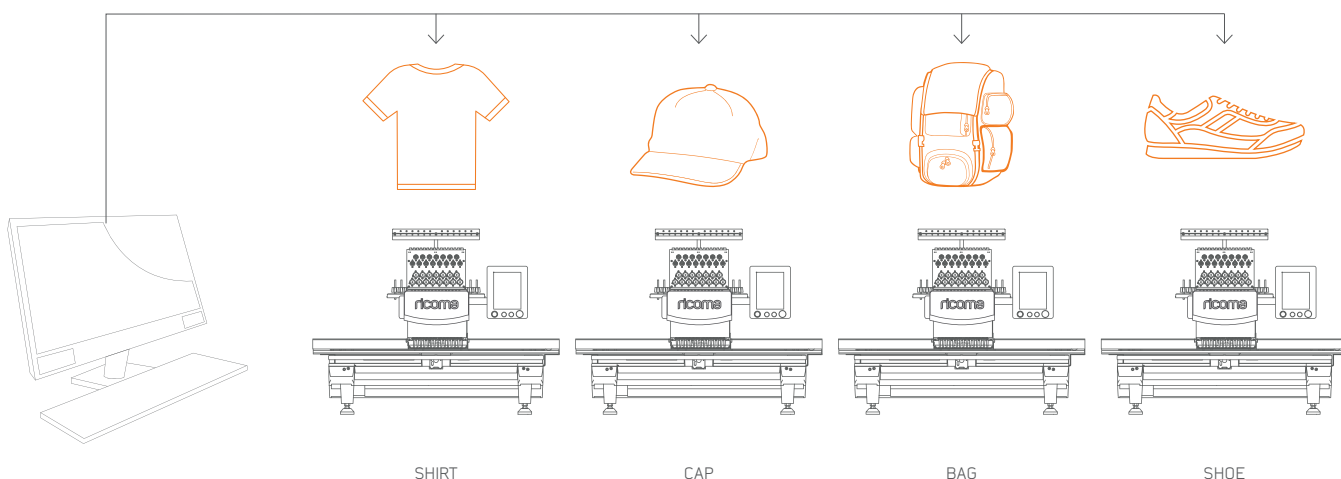
Extra large embroidery area 1,200 mm x 500mm [120 x 50 cm, 47" x 20"]

NETWORK CAPABILITY READY

Flexible production system

Using advanced network technology, users can link together as many Ricoma SWD Series as desired to create an extremely flexible production system. Embroider the same design on all of your machines at the same time or embroider different designs on individual machines simultaneously.

Extended Table EW-4820



OPTIONAL ADD-ONS

Broaden your possibilities with these affordable and easy-to-use add-ons!

These attachments make hooping and adding embroidery effects a breeze. Embellish your designs with sequins, boring or cording; or use specialty hoops for all embroidery needs.




Sequin device

Attach the optional sequin device to your embroidery machine for a pop of sparkle to your embroidery and a quick and easy fill.



Boring device

This device punctures holes into embroidered designs and encloses the raw edges with stitches to create a beautiful effect within minutes.



Cording device

Easily create an embroidery effect with the cording device, which lays cord on fabric and attaches the cord with transparent zigzag stitches.



8-in-1 device

Designed for non-hoopable, difficult items such as shirt pockets, socks, backs of caps, shirt sleeves, collar tips and more.




Robot frame

Embroider on difficult-to-embroider and unusually shaped items such as bags, pockets, shoes and purses with the robot frame.



Belt hoop

With an 8-inch x 4-inch embroidery area, the belt hoop allows ample room for embroidery on belts and straps.



Mighty hoop

With a wide variety of hoop sizes to choose from, these magnetic hoops make hooping all types of differently sized garments a breeze.



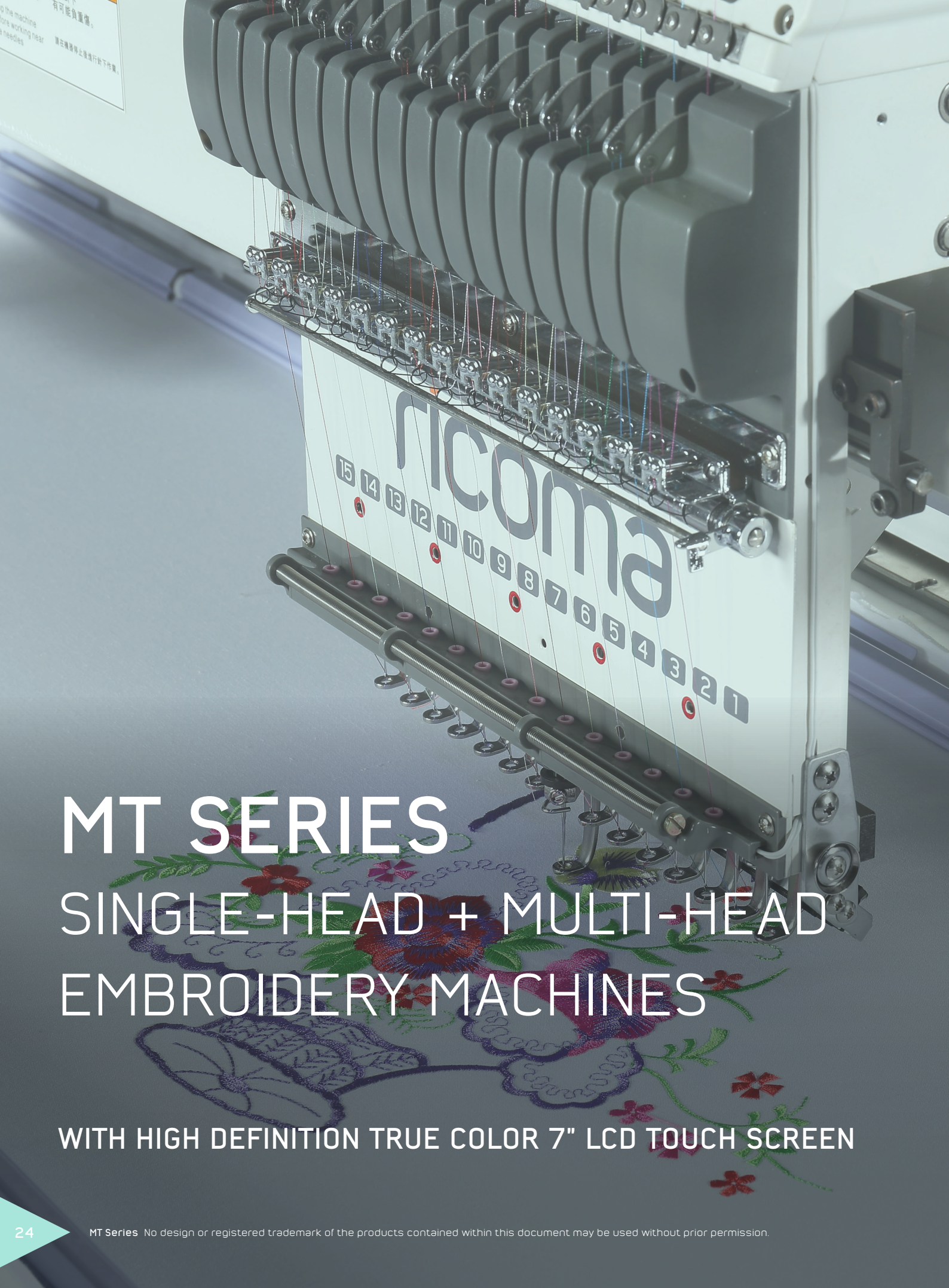
Camera positioning device

Aids in correcting position and direction of designs in the case of improperly hooped items to ensure a precise embroidery outcome.



Laser device

With this easy-to-install tracing tool, there's no more hitting hoops – just simply watch the laser pointer trace the design in seconds.



MT SERIES

SINGLE-HEAD + MULTI-HEAD

EMBROIDERY MACHINES

WITH HIGH DEFINITION TRUE COLOR 7" LCD TOUCH SCREEN

MT SERIES

Technical specifications

With wide overhead room and a small sewing arm, the MT Series is perfect for embroidery on both bulky and small items.

Models:	MT-1501	MT-1201	MT-1502	MT-1202
Needles	15	12	15	12
Heads	1 head		2 heads	
Net weight:	145 kgs / 320 lbs		190 kgs / 419 lbs	
Gross weight:	238 kgs / 525 lbs		535 kgs / 1,180 lbs	
Size:	830 x 770 x 1,600 mm 33 x 30 x 63 in		1430 x 770 x 1,600 mm 56 x 30 x 63 in	
EMB. area:	560 x 360 mm / 22 x 14 in			
LCD	7 in			



Main features

- Suitable for embroidery on flats, caps, finished garments and more
- Perfect for startups or home businesses
- High definition true color 7-inch LCD touch screen
- Maximum embroidery area: 560 mm x 360 mm, or 22"x 14"
- Newly developed small sewing arm for high-quality embroidery on caps and small items
- Heavy duty steel stand with wheels to ensure stability and mobility
- Maximum speed: 1,200 stitches per minute for single-head; 1,000 stitches per minute for two-head
- Memory capacity: 20 million stitches or 200 designs
- Machine reads multiple design formats, such as DST, DSB and more
- 270° wide angle cap system
- Environmentally friendly packaging
- USB input or direct transmission from PC via LAN port or wireless
- Networkable and Wi-Fi capable
- Servo motor 150 W – lowest power consumption in the industry!
- Built-in universal power supply 110V/60Hz and 200V/50Hz (self-adaptable worldwide)
- DC36V micro-step motor for X & Y axis driving to ensure low noise and less vibration
- Emergency stop button
- Automatic thread trimmer
- Thread break detection
- Easily apply appliqué, sequin, boring or cording
- Recessed USB port to protect USB flash drive
- Optional laser tracing device available
- Multiple hoop sizes for a variety of embroidery needs
- Automatic memory retention

More overhead room to
embroider bulkier items!


Suited for all embroidery types

Multi-faceted for both slim and bulky items

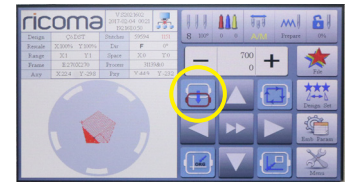
HIGH DEF TRUE COLOR 7" LCD TOUCH SCREEN

Technical specifications

The intuitive High Definition True Color 7" LCD Touch Screen displays a clean interface with easy one-step commands for simple operation and a pleasant user experience.



Preset hoops



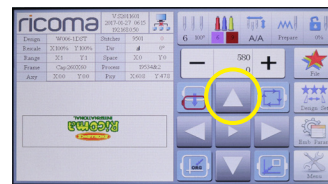
One-step appliqué



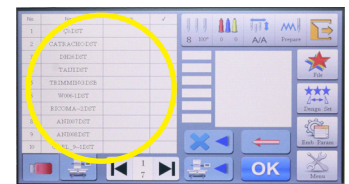
Easy color selection



On-board lettering



One-step tracing



Easy design selection

User-friendly interface enables higher production efficiency

- User-friendly interface
- Easy to operate
- New ergonomic touch screen allows easy and comfortable operation by right-hand thumb
- Preset hoop parameters designed to avoid hitting hoops
- Multi-angle, rotatable and adjustable control panel bracket allows for better visibility
- Pre-sew design trace capable
- Automatic color change
- Built-in button from 172° to 196° under manual color change mode, a great help for machine maintenance
- Frame offset and frame outlining available for easy appliqué embroidery
- One-step tracing key directly on the main screen
- External 100° button and trimming button
- Multiple languages: English, Chinese, Spanish, Portuguese, Turkish, Dutch, French, German, Russian, Vietnamese, Thai, Arabic and more

User-friendly interface

Ergonomic design







HOOPS AND CAP ATTACHMENTS INCLUDED

12 hoops [2 of each size, 6 sizes total], 24 hoops for MT-1502 + cap attachments

Each MT comes equipped with hoops of different sizes, cap rings, cap drivers and a hoop station.


Model	Cap rings	Hoop station	Cap driver
MT-1501	2	1	1
MT-1201	2	1	1
MT-1502	4	1	2
MT-1202	4	1	2

Embroider any cap with ease with the machine's 270-degree wide angle cap system. Each MT Series is suitable for cap embroidery and includes all the necessary cap attachments to get started.

	[x2]	90 mm round [9 cm, 3.5"]
	[x2]	120 mm round [12 cm, 4.7"]
	[x2]	150 mm round [15 cm, 5.9"]
	[x2]	200 mm round [20 cm, 9"]
	[x2]	290 mm square [29 cm, 12"]
	[x2]	540 x 350 mm oval [54 x 35 cm, 21 x 14"]



Hoop station



Cap ring



Cap driver



Capable of embroidering caps, shirts, bags and more!



MT-1502/MT-1202

Suitable for startups and expanding embroidery businesses

The multi-head MT model, the MT-1502/MT-1202, can do everything the single-head can do - in half the time. The two-head model is ideal for apparel businesses with a steady flow of orders.



Tension arm guards for added safety



Capable of embroidering large areas with a sash frame



DOUBLE YOUR PRODUCTION

Double your output in half the time!

The MT-1502/MT-1202 cuts production time in half and produces twice as many items as its single-head counterparts. The machine is perfect for doubling production on caps, bags, flats, finished garments and more!



Embroider more in half the time



Suitable for all embroidery types

OPTIONAL EXTENDED EMBROIDERY AREA

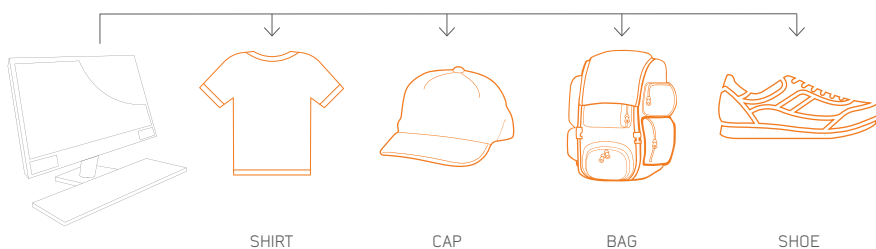
Flat table-MT 1

Pair the flat table with the 22" x 14" sash frame for embroidery on large flats such as blankets, dresses, drapery and more!

NETWORK CAPABILITY READY

Flexible production system

Using advanced network technology, users can link together as many Ricoma MT Series as desired to create an extremely flexible production system. Embroider the same design on all of your machines at the same time or embroider different designs on individual machines simultaneously.



WIDE OVERHEAD ARM SYSTEM

Perfect for embroidery on bulky items

With its high clearance, the MT Series facilitates embroidery on large and bulky items such as bags, jackets and more.



OPTIONAL ADD-ONS

Broaden your possibilities with these affordable and easy-to-use add-ons!

These attachments make hooping and adding embroidery effects a breeze. Embellish your designs with sequins, boring or cording; or use specialty hoops for all embroidery needs.




Sequin device

Attach the optional sequin device to your embroidery machine for a pop of sparkle to your embroidery and a quick and easy fill.



Boring device

This device punctures holes into embroidered designs and encloses the raw edges with stitches to create a beautiful effect within minutes.



Cording device

Easily create an embroidery effect with the cording device, which lays cord on fabric and attaches the cord with transparent zigzag stitches.



8-in-1 device

Designed for non-hoopable, difficult items such as shirt pockets, socks, backs of caps, shirt sleeves, collar tips and more.




Robot frame

Embroider on difficult-to-embroider and unusually shaped items such as bags, pockets, shoes and purses with the robot frame.



Belt hoop

With an 8-inch x 4-inch embroidery area, the belt hoop allows ample room for embroidery on belts and straps.



Mighty hoop

With a wide variety of hoop sizes to choose from, these magnetic hoops make hooping all types of differently sized garments a breeze.



Camera positioning device

Aids in correcting position and direction of designs in the case of improperly hooped items to ensure a precise embroidery outcome.



Laser device

With this easy-to-install tracing tool, there's no more hitting hoops – just simply watch the laser pointer trace the design in seconds.

CHT2 SERIES

TUBULAR MULTI-HEAD EMBROIDERY MACHINES



WITH HIGH DEFINITION TRUE COLOR 10.4" LCD TOUCH SCREEN

CHT2 SERIES

Technical specifications

Available in up to twelve heads, the CHT2 Series is ideal for businesses of all sizes. CHT2 models are perfect for scaling production on all types of finished garments including caps, flats, bags and plenty more.

High performance, durable embroidery machines



Model	Needles	Heads	Net/Gross Weight	Head Interval	EMB Area	Machine Size	LCD
CHT2-1204	12	4	650 kgs/700 kgs 1433 lbs/1543 lbs	400 mm 15.75 in	400 x 450 mm 16 x 18 in	2700 x 1230 x 1600 mm 106 x 48 x 63 in	10.4 in
CHT2-1504	15	4	650 kgs/700 kgs 1433 lbs/1543 lbs	400 mm 15.75 in	400 x 450 mm 16 x 18 in	2700 x 1230 x 1600 mm 106 x 48 x 63 in	10.4 in
CHT2-1206	12	6	760 kgs/850 kgs 1676 lbs/1874 lbs	400 mm 15.75 in	400 x 450 mm 16 x 18 in	3500 x 1230 x 1600 mm 138 x 48 x 63 in	10.4 in
CHT2-1506	15	6	760 kgs/850 kgs 1676 lbs/1874 lbs	400 mm 15.75 in	400 x 450 mm 16 x 18 in	3500 x 1230 x 1600 mm 138 x 48 x 63 in	10.4 in
CHT2-1208	12	8	1000 kgs/1120 kgs 2205 lbs/2470 lbs	400 mm 15.75 in	400 x 450 mm 16 x 18 in	4300 x 1230 x 1650 mm 169 x 48 x 65 in	10.4 in
CHT2-1508	15	8	1000 kgs/1120 kgs 2205 lbs/2470 lbs	400 mm 15.75 in	400 x 450 mm 16 x 18 in	4300 x 1230 x 1650 mm 169 x 48 x 65 in	10.4 in
CHT2-1212	12	12	1500 kgs/1700 kgs 3307 lbs/3748 lbs	400 mm 15.75 in	400 x 450 mm 16 x 18 in	5960 x 1230 x 1650 mm 235 x 48 x 65 in	10.4 in
CHT2-1512	15	12	1500 kgs/1700 kgs 3307 lbs/3748 lbs	400 mm 15.75 in	400 x 450 mm 16 x 18 in	5960 x 1230 x 1650 mm 235 x 48 x 65 in	10.4 in

**Optional wide models [-w] with EMB Area: 500 x 450 mm [20" x 18"] available*

Suited for all embroidery types

High speed with high efficiency

HIGH DEF TRUE COLOR 10.4" LCD

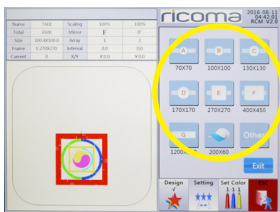
Technical specifications

Main features


- Double beam design to reinforce machine stability and reduce vibration
- Double belt system allows for higher torque, less noise and easier maintenance
- Reinforced square guide rails allow for higher impact resistance and durability
- Leveling feet pre-mounted in the factory for easy transportation and installation
- Double lighting system for better visibility
- Suitable for embroidery on flats, caps, finished garments and more
- Perfect for established and growing embroidery businesses
- 10.4-inch HD LCD touch-screen panel
- Maximum embroidery area: 400 mm x 450 mm [16" x 18"]
- Optional wide model with embroidery area of 500 mm x 450 mm [20" x 18"]
- Newly developed small sewing arm for high-quality embroidery on caps and small items
- Heavy duty steel stand with wheels to ensure stability and mobility
- Maximum speed: 1,000 stitches per minute
- Memory capacity: 50 million stitches or 200 designs
- 270° wide angle cap system
- Environmentally friendly packaging
- USB input
- Servo motor 150 W – lowest power consumption in the industry!
- Built-in universal power supply 110V/60Hz and 200V/50Hz (self-adaptable worldwide)
- DC36V micro-step motor for X & Y axis driving to ensure low noise and less vibration
- Emergency stop button
- Automatic thread trimmer
- Thread break detection
- Easily apply appliqué, sequin, boring or cording
- Recessed USB port to protect USB flash drive
- Machine reads multiple design formats, such as DST, DSB and more
- New embroidery frame positioning board makes changing embroidery frames easier
- Slim machine width allows for easy entry through standard sized doors
- Multiple hoop sizes for a variety of embroidery needs
- Automatic memory retention
- Optional laser tracing device available

User-friendly interface allows user to complete more projects faster

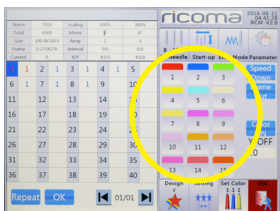
The intuitive High Definition True Color 10.4" LCD displays a clean interface with easy one-step commands for simple operation and a pleasant user experience.



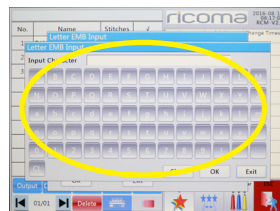
Preset hoops




One-step appliqué




Easy color selection



On-board lettering



One-step tracing



Easy design selection

- User-friendly interface
- Easy to operate
- New ergonomic touch screen allows for easy and comfortable operation with right-hand thumb
- Preset hoop parameters designed to avoid hitting hoops
- Multi-angle, rotatable and adjustable control panel bracket allows for better visibility
- Pre-sew design trace capable
- Automatic color change
- Built-in button from 172° to 196° under manual color change mode, a great help for machine maintenance
- Frame offset and frame outlining available for easy appliqué embroidery
- One-step tracing key directly on the main screen
- External 100° button and trimming button
- Multiple languages: English, Chinese, Spanish, Portuguese, Turkish, Dutch, French, German, Russian, Vietnamese, Thai, Arabic and more

HOOPS AND CAP ATTACHMENTS INCLUDED

10 hoops [2 of each size, 5 sizes total] per head + sash frame

The CHT2 Series is ideal for embroidery on caps, bags, denim, finished garments and plenty more. Each machine includes a sash frame and a variety of hoop sizes for embroidery on small, medium and large items.

Model	CHT2-1204	CHT2-1504	CHT2-1206	CHT2-1506	CHT2-1208	CHT2-1508	CHT2-1212	CHT2-1512
Hoop A	8	8	12	12	16	16	24	24
Hoop B	8	8	12	12	16	16	24	24
Hoop C	8	8	12	12	16	16	24	24
Hoop D	8	8	12	12	16	16	24	24
Hoop E	8	8	12	12	16	16	24	24
Hoop-w	*wide	*wide	*wide	*wide	*wide	*wide	*wide	*wide
Sash frame	1	1	1	1	1	1	1	1



Hoop A

90 mm round
[9 cm, 3.5"]



Hoop B

120 mm round
[12 cm, 4.7"]



Hoop C

150 mm round
[15 cm, 5.9"]



Hoop D

200 mm round
[20 cm, 9"]



Hoop E

290 mm square
[29 cm, 12"]



Hoop-w

*Available with wide models
400 mm square
[40 cm, 15.75"]




Sash frame

Size varies by
machine

Model	CHT2-1204	CHT2-1504	CHT2-1206	CHT2-1506	CHT2-1208	CHT2-1508	CHT2-1212	CHT2-1512
Cap rings	8	8	12	12	16	16	24	24
Hoop station	1	1	1	1	1	1	1	1
Cap driver	4	4	6	6	8	8	12	12



Hoop station



Cap ring



Cap driver



SCALE YOUR PRODUCTION

Available in up to 12 heads

Startups can ramp up their businesses with the CHT2 four-head and six-head, while established businesses can scale their production with the CHT2 eight-head and twelve-head.


CHT2 6-HEAD



CHT2 4-HEAD



CHT2 8-HEAD



The CHT2 series is available with both 12 and 15 needles.

CHT2 12-HEAD



OPTIONAL ADD-ONS

Broaden your possibilities with these affordable and easy-to-use add-ons!

These attachments make hooping and adding embroidery effects a breeze. Embellish your designs with sequins, boring or cording; or use specialty hoops for all embroidery needs.




Sequin device

Attach the optional sequin device to your embroidery machine for a pop of sparkle to your embroidery and a quick and easy fill.



Boring device

This device punctures holes into embroidered designs and encloses the raw edges with stitches to create a beautiful effect within minutes.



Cording device

Easily create an embroidery effect with the cording device, which lays cord on fabric and attaches the cord with transparent zigzag stitches.



8-in-1 device

Designed for non-hoopable, difficult items such as shirt pockets, socks, backs of caps, shirt sleeves, collar tips and more.




Robot frame

Embroider on difficult-to-embroider and unusually shaped items such as bags, pockets, shoes and purses with the robot frame.



Belt hoop

With an 8-inch x 4-inch embroidery area, the belt hoop allows ample room for embroidery on belts and straps.



Mighty hoop

With a wide variety of hoop sizes to choose from, these magnetic hoops make hooping all types of differently sized garments a breeze.



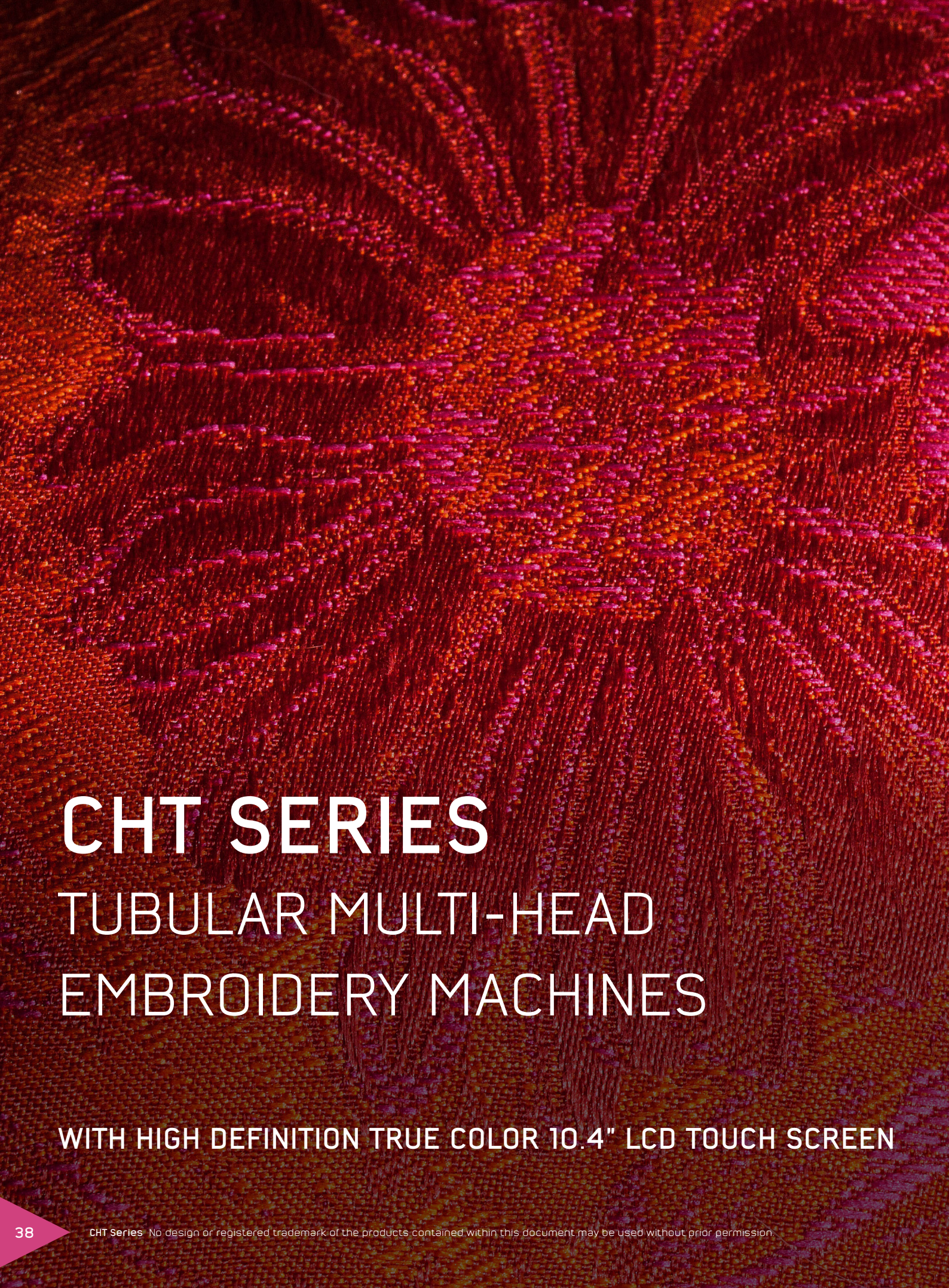
Camera positioning device

Aids in correcting position and direction of designs in the case of improperly hooped items to ensure a precise embroidery outcome.



Laser device

With this easy-to-install tracing tool, there's no more hitting hoops – just simply watch the laser pointer trace the design in seconds.



CHT SERIES


TUBULAR MULTI-HEAD EMBROIDERY MACHINES

WITH HIGH DEFINITION TRUE COLOR 10.4" LCD TOUCH SCREEN

CHT SERIES

Technical specifications

Available in up to eight heads, the CHT Series is ideal for businesses of all sizes. CHT models are perfect for scaling production on all types of finished garments including caps, flats, bags and plenty more.



Great for expanding businesses!

Model	Needles	Heads	Net/Gross Weight	Head Interval	EMB Area	Machine Size	LCD
CHT-1201	12	1	290 kgs/340 kgs 640 lbs/750 lbs	400 mm 15.75 in	400 x 450 mm 16 x 18 in	1260 x 1300 x 1740 mm 50 x 51 x 69 in	10.4 in
CHT-1501	15	1	290 kgs/340 kgs 640 lbs/750 lbs	400 mm 15.75 in	400 x 450 mm 16 x 18 in	1260 x 1300 x 1740 mm 50 x 51 x 69 in	10.4 in
CHT-1202	12	2	400 kgs/450 kgs 882 lbs/992 lbs	400 mm 15.75 in	400 x 450 mm 16 x 18 in	1660 x 1300 x 1740 mm 65 x 51 x 69 in	10.4 in
CHT-1502	15	2	400 kgs/450 kgs 882 lbs/992 lbs	400 mm 15.75 in	400 x 450 mm 16 x 18 in	1660 x 1300 x 1740 mm 65 x 51 x 69 in	10.4 in
CHT-1204	12	4	600 kgs/680 kgs 1323 lbs/1500 lbs	400 mm 15.75 in	400 x 450 mm 16 x 18 in	2500 x 1300 x 1780 mm 98 x 51 x 70 in	10.4 in
CHT-1504	15	4	600 kgs/680 kgs 1323 lbs/1500 lbs	400 mm 15.75 in	400 x 450 mm 16 x 18 in	2500 x 1300 x 1780 mm 98 x 51 x 70 in	10.4 in
CHT-1206	12	6	750 kgs/850 kgs 1653 lbs/1874 lbs	400 mm 15.75 in	400 x 450 mm 16 x 18 in	3300 x 1300 x 1780 mm 130 x 51 x 70 in	10.4 in
CHT-1506	15	6	750 kgs/850 kgs 1653 lbs/1874 lbs	400 mm 15.75 in	400 x 450 mm 16 x 18 in	3300 x 1300 x 1780 mm 130 x 51 x 70 in	10.4 in
CHT-1208	12	8	950 kgs/1100 kgs 2094 lbs/2425 lbs	400 mm 15.75 in	400 x 450 mm 16 x 18 in	4160 x 1300 x 1840 mm 164 x 51 x 72 in	10.4 in
CHT-1508	15	8	950 kgs/1100 kgs 2094 lbs/2425 lbs	400 mm 15.75 in	400 x 450 mm 16 x 18 in	4160 x 1300 x 1840 mm 164 x 51 x 72 in	10.4 in

*Optional wide models [-w] with EMB Area: 500 x 450 mm [20" x 18"] available

Suited for all embroidery types

High speed with high efficiency

HIGH DEF TRUE COLOR 10.4" LCD

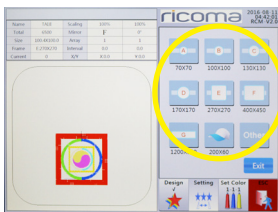
Technical specifications

Main features


- Suitable for embroidery on flats, caps, finished garments and more
- Perfect for established and growing embroidery businesses
- 10.4-inch HD LCD touch-screen panel
- Maximum embroidery area: 400 mm x 450 mm [16" x 18"]
- Optional wide model with embroidery area of 500 mm x 450 mm [20" x 18"]
- Newly developed small sewing arm for high-quality embroidery on caps and small items
- Heavy duty steel stand with wheels to ensure stability and mobility
- Maximum speed: 1,000 stitches per minute
- Memory capacity: 50 million stitches or 200 designs
- Machine reads multiple design formats, such as DST, DSB and more
- 270° wide angle cap system
- Servo motor 150 W – lowest power consumption in the industry!
- DC36V micro-step motor for X & Y axis driving to ensure low noise and less vibration
- Automatic memory retention
- Emergency stop button
- Automatic thread trimmer
- Thread break detection
- Easily apply appliqué, sequin, boring or cording
- Recessed USB port to protect USB flash drive
- Optional laser tracing device available
- Multiple hoop sizes for a variety of embroidery needs
- Built-in universal power supply 110V/60Hz and 200V/50Hz (self-adaptable worldwide)
- Environmentally friendly packaging
- USB input

User-friendly interface allows user to complete more projects faster

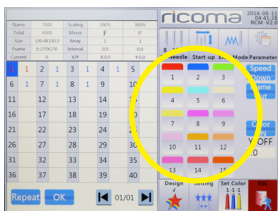
The intuitive High Definition True Color 10.4" LCD displays a clean interface with easy one-step commands for simple operation and a pleasant user experience.



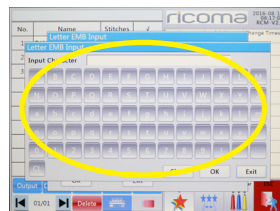
Preset hoops




One-step appliqué




Easy color selection



On-board lettering



One-step tracing



Easy design selection

- User-friendly interface
- Easy to operate
- New ergonomic touch screen allows for easy and comfortable operation with right-hand thumb
- Preset hoop parameters designed to avoid hitting hoops
- Multi-angle, rotatable and adjustable control panel bracket allows for better visibility
- Pre-sew design trace capable
- Automatic color change
- Built-in button from 172° to 196° under manual color change mode, a great help for machine maintenance
- Frame offset and frame outlining available for easy appliqué embroidery
- One-step tracing key directly on the main screen
- External 100° button and trimming button
- Multiple languages: English, Chinese, Spanish, Portuguese, Turkish, Dutch, French, German, Russian, Vietnamese, Thai, Arabic and more

HOOPS AND CAP ATTACHMENTS INCLUDED

10 hoops [2 of each size, 5 sizes total] per head + sash frame

The CHT Series is ideal for embroidery on caps, bags, denim, finished garments and plenty more. Each machine includes a sash frame and a variety of hoop sizes for embroidery on small, medium and large items.

Model	CHT-1201	CHT-1501	CHT-1202	CHT-1502	CHT-1204	CHT-1504	CHT-1206	CHT-1506	CHT-1208	CHT-1508
Hoop A	2	2	4	4	8	8	12	12	16	16
Hoop B	2	2	4	4	8	8	12	12	16	16
Hoop C	2	2	4	4	8	8	12	12	16	16
Hoop D	2	2	4	4	8	8	12	12	16	16
Hoop E	2	2	4	4	8	8	12	12	16	16
Hoop-w	*wide	*wide	*wide	*wide	*wide	*wide	*wide	*wide	*wide	*wide
Sash frame	1	1	1	1	1	1	1	1	1	1



Hoop A

90 mm round
[9 cm, 3.5"]



Hoop B

120 mm round
[12 cm, 4.7"]



Hoop C

150 mm round
[15 cm, 5.9"]



Hoop D

200 mm round
[20 cm, 9"]



Hoop E

290 mm square
[29 cm, 12"]



Hoop-w

*Available with wide models
400 mm square
[40 cm, 15.75"]



Sash frame

Size varies by
machine

Model	CHT-1201	CHT-1501	CHT-1202	CHT-1502	CHT-1204	CHT-1504	CHT-1206	CHT-1506	CHT-1208	CHT-1508
Cap rings	2	2	4	4	8	8	12	12	16	16
Hoop station	1	1	1	1	1	1	1	1	1	1
Cap driver	1	1	2	2	4	4	6	6	8	8



Cap ring

Hoop station



Cap driver

SCALE YOUR PRODUCTION

Available in up to 8 heads

Startups can ramp up their businesses with the CHT two-head and four-head, while established businesses can scale their production with the CHT six-head and eight-head.

CHT-1502

2-heads



CHT-1504

4-heads

CHT-1508

8-heads



CHT-1506

6-heads



Capable of embroidering caps, shirts, pants,
and more!

OPTIONAL ADD-ONS

Broaden your possibilities with these affordable and easy-to-use add-ons!

These attachments make hooping and adding embroidery effects a breeze. Embellish your designs with sequins, boring or cording; or use specialty hoops for all embroidery needs.




Sequin device

Attach the optional sequin device to your embroidery machine for a pop of sparkle to your embroidery and a quick and easy fill.



Boring device

This device punctures holes into embroidered designs and encloses the raw edges with stitches to create a beautiful effect within minutes.



Cording device

Easily create an embroidery effect with the cording device, which lays cord on fabric and attaches the cord with transparent zigzag stitches.



8-in-1 device

Designed for non-hoopable, difficult items such as shirt pockets, socks, backs of caps, shirt sleeves, collar tips and more.




Robot frame

Embroider on difficult-to-embroider and unusually shaped items such as bags, pockets, shoes and purses with the robot frame.



Belt hoop

With an 8-inch x 4-inch embroidery area, the belt hoop allows ample room for embroidery on belts and straps.



Mighty hoop

With a wide variety of hoop sizes to choose from, these magnetic hoops make hooping all types of differently sized garments a breeze.



Camera positioning device

Aids in correcting position and direction of designs in the case of improperly hooped items to ensure a precise embroidery outcome.



Laser device

With this easy-to-install tracing tool, there's no more hitting hoops – just simply watch the laser pointer trace the design in seconds.



F SERIES + MFC SERIES

FLATBED EMBROIDERY MACHINES + CHENILLE COMBO MACHINES

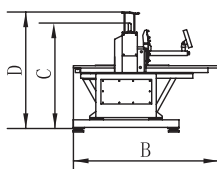
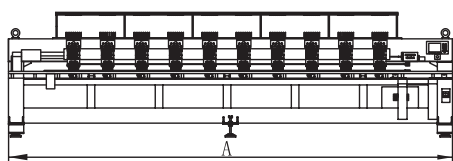


FBA SERIES

Flatbed embroidery machines



Simple, practical, durable and affordable!



Applications

Textiles, garments, bags, toys, shoes, crafts + more

Optional devices

Sequin, cording, boring and chenille device

MACHINE HIGHLIGHTS

- Servo motor for main axis movement
- Stepping motors for X and Y axis movements
- Intelligent thread break detection (also suitable for combined embroidery)
- Single cam and single driver for machine arm
- Electromagnet trimming
- AC motor for color change
- Jumping electromagnet for machine arm
- Active motor hooking
- Heavy duty linear guide rail for X and Y axis driving
- Reinforced frame materials
- Rail type of frame guide rail
- Heavy duty frame bearing
- No-contact inductive lever switch


MAIN FEATURES

- Thread break detection
- Automatic or manual color change, automatic start
- Cyclic embroidery, design editing and design combination
- Memory design display and preview
- Setting the offset point and save design origin point
- Data statistics and embroidery parameters
- Positioning idling, high speed idling, low speed idling
- Automatic trimming
- Rotate, magnify, delete, copy, combine and divide patterns
- Patching embroidery, compensating of satin stitches, design from parameter
- Operation of pattern periphery
- Needle down operation
- Set frame protection at power off, set frame origin
- Return to the start point or end point
- Multiple languages available

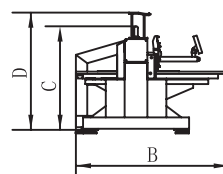
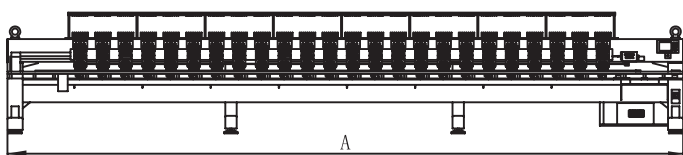
Model	Needles	Heads	Head interval mm	Max speed SPM	EMB area (mm)		Machine dimension (mm)			
					X	Y	A length	B max width	C height to table	D length
FBA-0906-T400-X400Y680	9	6	400	850	400	680	3620	1880	1400	1650
FBA-1206-T450-X450Y750	12	6	450	850	450	750	3970	2020	1400	1650
FBA-1206-T500-X500Y750	12	6	500	850	500	750	4320	2020	1400	1650
FBA-0912-T400-X400Y680	9	12	400	850	400	680	6020	1880	1400	1650
FBA-1212-T450-X450Y750	12	12	450	850	450	750	6670	2020	1400	1650
FBA-1206-T500-X500Y750	12	12	500	850	500	750	7320	2020	1400	1650
FBA-0915-T300-X600Y750	9	15	300	850	600	680	6220	1880	1400	1650
FBA-0915-T330-X600Y750	9	15	330	850	600	750	6640	2020	1400	1650
FBA-0915-T400-X600Y750	9	15	330	850	400	750	7220	2020	1400	1650
FBA-0918-T300-X600Y750	9	18	300	850	600	680	7120	1880	1400	1650
FBA-0918-T330-X600Y750	9	18	330	850	600	750	7630	2020	1400	1650
FBA-0920-T275-X600Y750	9	20	275	850	600	680	7245	1880	1400	1650
FBA-0920-T300-X600Y750	9	20	300	850	600	680	7720	1880	1400	1650
FBA-0920-T330-X600Y750	9	20	330	850	600	750	8290	2020	1400	1650

FHT SERIES

High-speed embroidery machines



Affordable configuration with superior performance!



Applications

Textiles, garments, bags, toys, shoes, crafts + more

Optional devices

Sequin, cording, boring and chenille device

MACHINE HIGHLIGHTS

- Servo motor for main axis movement
- Servo motors for X and Y axis movements
- Intelligent thread break detection (also suitable for combined embroidery)
- Single cam drive system
- Electromagnet trimming
- AC motor for color change
- Jumping electromagnet for machine head
- Integrated AC motor hooking system
- Heavy duty linear guide rail for X and Y axis driving
- Reinforced frame materials
- Rail type of frame guide rail
- Heavy duty frame bearing
- No-contact inductive lever switch


MAIN FEATURES

- Thread break detection
- Automatic or manual color change, automatic start
- Cyclic embroidery, design editing and design combination
- Memory design display and preview
- Setting the offset point and save design origin point
- Data statistics and embroidery parameters
- Positioning idling, high speed idling, low speed idling
- Automatic trimming
- Rotate, magnify, delete, copy, combine and divide patterns
- Patching embroidery, compensating of satin stitches, design from parameter
- Operation of pattern periphery
- Needle down operation
- Set frame protection at power off, set frame origin
- Return to the start point or end point
- Multiple languages available

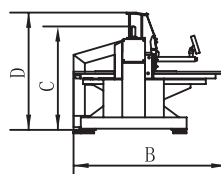
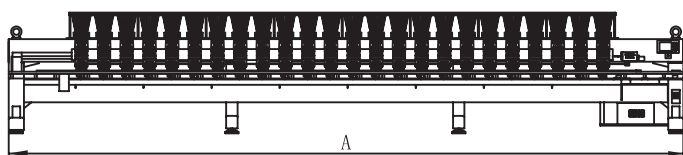
Model	Needles	Heads	Head interval mm	Max speed SPM	EMB area (mm)		Machine dimension (mm)			
					X	Y	A length	B max width	C height to table	D length
FHT-0906-T400-X400Y680	9	6	400	1000	400	680	3620	1880	1400	1650
FHT-1206-T450-X450Y750	12	6	450	1000	450	750	3970	2020	1400	1650
FHT-1206-T500-X500Y750	12	6	500	1000	500	750	4320	2020	1400	1650
FHT-0912-T400-X400Y680	9	12	400	1000	400	680	6020	1880	1400	1650
FHT-1212-T450-X450Y750	12	12	450	1000	450	750	6670	2020	1400	1650
FHT-1206-T500-X500Y750	12	12	500	1000	500	750	7320	2020	1400	1650
FHT-0915-T300-X600Y750	9	15	300	1000	600	680	6220	1880	1400	1650
FHT-0915-T330-X600Y750	9	15	330	1000	600	750	6640	2020	1400	1650
FHT-0915-T400-X600Y750	9	15	330	1000	400	750	7220	2020	1400	1650
FHT-0918-T300-X600Y750	9	18	300	1000	600	680	7120	1880	1400	1650
FHT-0918-T330-X600Y750	9	18	330	1000	600	750	7630	2020	1400	1650
FHT-0920-T275-X600Y750	9	20	275	1000	600	680	7245	1880	1400	1650
FHT-0920-T300-X600Y750	9	20	300	1000	600	680	7720	1880	1400	1650
FHT-0920-T330-X600Y750	9	20	330	1000	600	750	8290	2020	1400	1650
FHT-0924-T275-X600Y750	9	24	275	1000	600	680	8345	1880	1400	1650
FHT-0924-T300-X600Y750	9	24	300	1000	600	680	8920	1880	1450	1700
FHT-0924-T330-X600Y750	9	24	330	1000	600	750	9710	2020	1450	1700
FHT-0930-T275-X600Y750	9	30	275	1000	600	680	10095	1880	1500	1700
FHT-0930-T300-X600Y750	9	30	300	1000	600	680	10820	1880	1500	1700
FHT-0930-T330-X600Y750	9	30	330	1000	600	750	11690	2020	1500	1700

FHS SERIES

All servo high-speed flatbed embroidery machines



Sophisticated configuration for high-speed performance!



Applications

Textiles, garments, bags, toys, shoes, crafts + more

Optional devices

Sequin, cording, boring and chenille device

MACHINE HIGHLIGHTS

- Servo motor for main axis movement
- Servo motors for X and Y axis movements
- Intelligent thread break detection (also suitable for combined embroidery)
- Double cam drive system
- Electromagnet trimming
- AC motor for color change
- Motor controlled jump stitch
- Integrated AC motor hooking system
- Heavy duty linear guide rail for X and Y axis driving
- Reinforced frame materials
- Rail type of frame guide rail
- Heavy duty frame bearing
- No-contact inductive lever switch

MAIN FEATURES

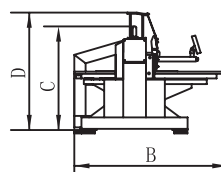
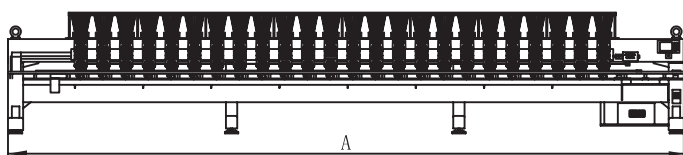
- Thread break detection
- Automatic or manual color change, automatic start
- Cyclic embroidery, design editing and design combination
- Memory design display and preview
- Setting the offset point and save design origin point
- Data statistics and embroidery parameters
- Positioning idling, high speed idling, low speed idling
- Automatic trimming
- Rotate, magnify, delete, copy, combine and divide patterns
- Patching embroidery, compensating of satin stitches, design from parameter
- Operation of pattern periphery
- Needle down operation
- Set frame protection at power off, set frame origin
- Return to the start point or end point
- Multiple languages available

Model	Needles	Heads	Head interval mm	Max speed SPM	EMB area (mm)		Machine dimension (mm)			
					X	Y	A length	B max width	C height to table	D length
FHS-0906-T400-X400Y680	9	6	400	1000	400	680	3620	1880	1400	1650
FHS-1206-T450-X450Y750	12	6	450	1000	450	750	3970	2020	1400	1650
FHS-1206-T500-X500Y750	12	6	500	1000	500	750	4320	2020	1400	1650
FHS-0912-T400-X400Y680	9	12	400	1000	400	680	6020	1880	1400	1650
FHS-1212-T450-X450Y750	12	12	450	1000	450	750	6670	2020	1400	1650
FHS-1206-T500-X500Y750	12	12	500	1000	500	750	7320	2020	1400	1650
FHS-0915-T300-X600Y750	9	15	300	1000	600	680	6220	1880	1400	1650
FHS-0915-T330-X600Y750	9	15	330	1000	600	750	6640	2020	1400	1650
FHS-0915-T400-X600Y750	9	15	330	1000	400	750	7220	2020	1400	1650
FHS-0918-T300-X600Y750	9	18	300	1000	600	680	7120	1880	1400	1650
FHS-0918-T330-X600Y750	9	18	330	1000	600	750	7630	2020	1400	1650
FHS-0920-T275-X600Y750	9	20	275	1000	600	680	7245	1880	1400	1650
FHS-0920-T300-X600Y750	9	20	300	1000	600	680	7720	1880	1400	1650
FHS-0920-T330-X600Y750	9	20	330	1000	600	750	8290	2020	1400	1650
FHS-0924-T275-X600Y750	9	24	275	1000	600	680	8345	1880	1400	1650
FHS-0924-T300-X600Y750	9	24	300	1000	600	680	8920	1880	1450	1700
FHS-0924-T330-X600Y750	9	24	330	1000	600	750	9710	2020	1450	1700
FHS-0930-T275-X600Y750	9	30	275	1000	600	680	10095	1880	1500	1700
FHS-0930-T300-X600Y750	9	30	300	1000	600	680	10820	1880	1500	1700
FHS-0930-T330-X600Y750	9	30	330	1000	600	750	11690	2020	1500	1700

FHS Series No design or registered trademark of the products contained within this document may be used without prior permission.

FHP SERIES

Super high-speed flatbed embroidery machines



Applications

Textiles, garments, bags, toys, shoes, crafts + more

Optional devices

Sequin, cording, boring and chenille device

MACHINE HIGHLIGHTS

- Servo motor for main axis movement
- Servo motors for X and Y axis movements
- Intelligent thread break detection (also suitable for combined embroidery)
- Double cam and double driver system
- Trimming with stepping motor
- AC motor for color change
- Motor controlled jump stitch
- Upper thread holding system
- Integrated AC motor hooking system
- Heavy duty linear guide rail for X and Y axis driving
- Reinforced frame materials
- Rail type of frame guide rail
- Heavy duty frame bearing
- No-contact inductive lever switch

MAIN FEATURES

- Thread break detection
- Automatic or manual color change, automatic start
- Cyclic embroidery, design editing and design combination
- Memory design display and preview
- Setting the offset point and save design origin point
- Data statistics and embroidery parameters
- Positioning idling, high speed idling, low speed idling
- Automatic trimming
- Rotate, magnify, delete, copy, combine and divide patterns
- Patching embroidery, compensating of satin stitches, design from parameter
- Operation of pattern periphery
- Needle down operation
- Set frame protection at power off, set frame origin
- Return to the start point or end point
- Multiple languages available

Model	Needles	Heads	Head interval mm	Max speed SPM	EMB area [mm]		Machine dimension [mm]			
					X	Y	A length	B max width	C height to table	D length
FHP-0920-T275-X600X750	9	20	275	1000	600	680	7245	1880	1400	1650
FHP-0920-T300-X600X750	9	20	300	1000	600	680	7720	1880	1400	1650
FHP-0920-T330-X600X750	9	20	330	1000	600	750	8290	2020	1450	1700
FHP-0924-T275-X600X750	9	24	275	1000	600	680	8345	1880	1450	1700
FHP-0924-T300-X600X750	9	24	300	1000	600	680	8920	1880	1450	1700
FHP-0924-T330-X600X750	9	24	330	1000	600	750	9710	2020	1450	1700
FHP-0930-T275-X600X750	9	30	275	1000	600	680	10095	1880	1500	1700
FHP-0930-T300-X600X750	9	30	300	1000	600	680	10820	1880	1500	1700
FHP-0930-T330-X600X750	9	30	330	1000	600	750	11690	2020	1500	1700

*Innovative technical configuration for
high-speed and excellent performance!*



ricoma


9 8 7 6 5 4 3 2 1

FLATBED COMPARISON

Comparison of FBA, FHT, FHS and FHP Series

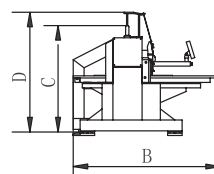
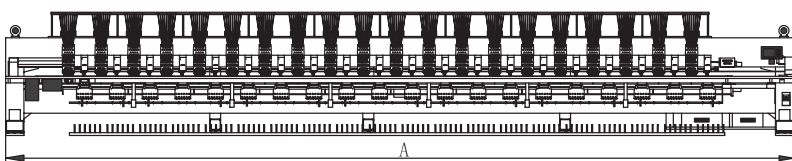
Revolutionary technology to serve all large-scale, flatbed project needs!

Part name	FBA SERIES	FHT SERIES	FHS SERIES	FHP SERIES
Arm drive	Single cam single drive	Single cam single drive	Double cam double drive	Double cam double drive
XY guide rail	25 linear guide rail	25 linear guide rail	25 linear guide rail	25 linear guide rail
Working head guide rail	Square guide rail	Square guide rail	Square guide rail	Square guide rail
Head locking	Electromagnet	Electromagnet	Stepping motor	Stepping motor
Hooking system	AC centralized	AC centralized	AC centralized	AC centralized
Thread clamp	Wheel + spring	Wheel + spring	Wheel	Wheel
Middle thread-course	Ordinary	Ordinary	New style	New style
Lower thread-course	Ordinary	Ordinary	Ordinary	Thread holding system
Color change	AC motor	AC motor	AC motor	Stepping motor and ball screw
Trimming system	Solenoid (chain style)	Solenoid (chain style)	Solenoid (chain style)	Stepping motor
Thread holding	Solenoid	Solenoid	Solenoid	Solenoid
XY motor	Stepping motor	Servo motor	Servo motor	Servo motor
Thread break detection	HC0203	HC0203	HC2610	HC2610
Rotary hook	Koban ordinary	Koban ordinary	Koban high speed	Koban high speed
Max working speed	850 SPM	1000 SPM	1000 SPM	1000 SPM



MFC SERIES

Embroidery + chenille combo machines



Applications

Textiles, garments, bags, toys, shoes, crafts + more

Optional devices

Sequin, cording, boring and chenille device

MACHINE HIGHLIGHTS

- Servo motor for main axis movement
- Servo motors for X and Y axis movements
- Intelligent thread break detection (also suitable for combined embroidery)
- Double cam drive system
- Electromagnet trimming
- AC motor for color change
- Motor controlled jump stitch
- Integrated AC motor hooking system
- Servo motor for D shaft
- Servo motor for H shaft
- Stepping motor trimming for chenille embroidery
- Heavy duty linear guide rail for X and Y axis driving
- Reinforced frame materials
- Rail type of frame guide rail
- Heavy duty frame bearing
- No-contact inductive lever switch

MAIN FEATURES

- Thread break detection
- Automatic or manual color change, automatic start
- Cyclic embroidery, design editing and design combination
- Memory design display and preview
- Setting the offset point and save design origin point
- Embroider a "+" in current position, frame and embroider back for 1 line
- Data statistics and embroidery parameters
- Letter embroidery
- Positioning idling, high speed idling, low speed idling
- Automatic trimming
- Rotate, magnify, delete, copy, combine and divide patterns
- Patching embroidery, compensating of satin stitches, design from parameter
- Operation of pattern periphery
- Needle down operation
- Set frame protection at power off, set frame origin
- Return to the start point or end point
- Multiple languages available
- Chenille embroidery, mixed chenille and flat embroidery

Model	Flat		Chenille		Head interval mm	Max speed for flat rpm	Max speed for chenille rpm	EMB Area (mm)		Machine dimension (mm)			
	Needles	Heads	Needles	Heads				X	Y	A length	B max width	C height to table	D length
MFC-060915-T450-X450Y750	9	15	6	15	450	1000	850	450	750	8460	2020	1450	1700
MFC-060918-T450-X450Y750	9	18	6	18	450	1000	850	450	750	9910	2020	1450	1700
MFC-060920-T450-X450Y800	9	20	6	20	450	1000	850	450	800	10810	2120	1500	1700

Affordable configuration for high-speed performance!

OPTIONAL ADD-ONS

Add-ons available for the F Series and the MFC Series

These attachments make creating customized features a breeze. Embellish your designs with sequin, boring or cording for all of your customization needs!




Sequin device

Attach the optional sequin device to your embroidery machine for a pop of sparkle to your embroidery and a quick and easy fill.



Boring device

This device punctures holes into embroidered designs and encloses the raw edges with stitches to create a beautiful effect within minutes.



Cording device

Easily create an embroidery effect with the cording device, which lays cord on fabric and attaches the cord with transparent zigzag stitches.

Embroidery and chenille examples



Pillow cases



Curtains




Napkins



Towels



Chenille



Chenille



THINK BEYOND

Ricoma Headquarters in USA

Ricoma International Corporation

3450 NW 114th Ave., Miami, FL 33178, USA

TEL: (305) 418-4421 | FAX: (305) 418-5036

Toll Free: 1-888-292-6282

Website: www.ricoma.us | Email: info@ricoma.us

Ricoma Factory in China

Ricoma (Shenzhen) Co., Ltd.

Baochangli Industrial Park, Jinlong Road 3,

Shenzhen, P.R. China (Post: 518118)

TEL: +86-755-2585-7576 | FAX: +86-755-2585-7773

Website: www.ricoma.cn | Email: info@ricoma.cn